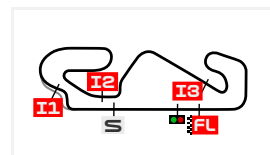


CLASSIFICATION

BARCELONA TEST

SESSION 1



Circuit de Barcelona-Catalunya 4657 m.

#	Rider	Nation	Team	Motorcycle	Time	Lap Total	Gap	T. Speed
1	37 Pedro ACOSTA	SPA	Red Bull KTM Factory Racing	KTM	1'38.767	27 28		355.2
2	20 Fabio QUARTARARO	FRA	Monster Energy Yamaha MotoGP Team	YAMAHA	1'38.831	12 30	0.064 0.064	347.2
3	23 Enea BASTIANINI	ITA	Red Bull KTM Tech3	KTM	1'38.884	14 25	0.117 0.053	351.7
4	12 Maverick VIÑALES	SPA	Red Bull KTM Tech3	KTM	1'38.957	28 40	0.190 0.073	352.9
5	25 Raul FERNANDEZ	SPA	Trackhouse MotoGP Team	APRILIA	1'39.007	35 36	0.240 0.050	345.0
6	79 Ai OGURA	JPN	Trackhouse MotoGP Team	APRILIA	1'39.061	33 38	0.294 0.054	352.9
7	54 Fermin ALDEGUER	SPA	BK8 Gresini Racing MotoGP	DUCATI	1'39.083	29 35	0.316 0.022	349.5
8	21 Franco MORBIDELLI	ITA	Pertamina Enduro VR46 Racing Team	DUCATI	1'39.128	40 41	0.361 0.045	349.5
9	11 Diogo MOREIRA	BRA	Pro Honda LCR	HONDA	1'39.254	32 41	0.487 0.126	350.6
10	63 Francesco BAGNAIA	ITA	Ducati Lenovo Team	DUCATI	1'39.319	9 23	0.552 0.065	354.0
11	72 Marco BEZZECCHI	ITA	Aprilia Racing	APRILIA	1'39.559	15 40	0.792 0.240	352.9
12	33 Brad BINDER	RSA	Red Bull KTM Factory Racing	KTM	1'39.622	17 28	0.855 0.063	350.6
13	42 Alex RINS	SPA	Monster Energy Yamaha MotoGP Team	YAMAHA	1'39.762	31 32	0.995 0.140	348.3
14	10 Luca MARINI	ITA	Honda HRC Castrol	HONDA	1'39.843	24 41	1.076 0.081	354.0
15	36 Joan MIR	SPA	Honda HRC Castrol	HONDA	1'39.857	3 32	1.090 0.014	350.6
16	43 Jack MILLER	AUS	Prima Pramac Yamaha MotoGP	YAMAHA	1'39.943	13 32	1.176 0.086	346.1
17	89 Jorge MARTIN	SPA	Aprilia Racing	APRILIA	1'39.992	6 15	1.225 0.049	347.2
18	47 Augusto FERNANDEZ	SPA	Yamaha Factory Racing	YAMAHA	1'40.024	29 39	1.257 0.032	345.0
19	7 Toprak RAZGATLIOGLU	TUR	Prima Pramac Yamaha MotoGP	YAMAHA	1'40.052	38 45	1.285 0.028	343.9

No time set

49 **Fabio DI GIANNANTONIO** ITA Pertamina Enduro VR46 Racing Team DUCATI

Practice condition: Dry

Air: 17°

Humidity: 76%

Ground: 22°

Fastest Lap:	Lap: 27	Pedro ACOSTA	1'38.767	169.7 Km/h
Best Race Lap:	2024	Pedro ACOSTA	1'39.664	168.2 Km/h
All-Time Lap Record:	2025	Alex MARQUEZ	1'37.536	171.8 Km/h

The results are provisional until the end of the limit for protest and appeals.

Time limit for protest expires 60' after publication of the results - Time:

These data/results cannot be reproduced, stored and/or transmitted in whole or in part by any manner of electronic, mechanical, photocopying, recording, broadcasting or otherwise now known or herein after developed without the previous express consent by the copyright owner, except for reproduction in daily press and regular printed publications on sale to the public within 60 days of the event related to those data/results and always provided that copyright symbol appears together as follows below.

© MotoGP Sports Entertainment Group, 2026

Official MotoGP Timing by

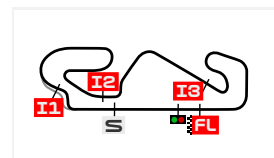
www.motogp.com

Barcelona, Monday, May 18, 2026

TOP SPEED & AVERAGE

BARCELONA TEST

SESSION 1



Circuit de Barcelona-Catalunya 4657 m.

#	Rider	Nation	Motorcycle	Top 5 speeds					Average	Top
37	Pedro ACOSTA	SPA	KTM	355.2	352.9	352.9	351.7	351.7	352.4	355.2
10	Luca MARINI	ITA	HONDA	354.0	351.7	348.3	348.3	348.3	350.1	354.0
63	Francesco BAGNAIA	ITA	DUCATI	354.0	352.9	352.9	352.9	352.9	353.1	354.0
12	Maverick VIÑALES	SPA	KTM	352.9	352.9	352.9	352.9	351.7	352.5	352.9
72	Marco BEZZECCHI	ITA	APRILIA	352.9	352.9	351.7	351.7	351.7	352.2	352.9
79	Ai OGURA	JPN	APRILIA	352.9	351.7	351.7	350.6	350.6	351.5	352.9
23	Enea BASTIANINI	ITA	KTM	351.7	351.7	350.6	350.6	350.6	351.0	351.7
11	Diogo MOREIRA	BRA	HONDA	350.6	349.5	349.5	348.3	347.2	348.2	350.6
33	Brad BINDER	RSA	KTM	350.6	348.3	347.2	346.1	346.1	346.8	350.6
36	Joan MIR	SPA	HONDA	350.6	350.6	350.6	349.5	349.5	350.1	350.6
21	Franco MORBIDELLI	ITA	DUCATI	349.5	348.3	347.2	347.2	347.2	347.8	349.5
54	Fermin ALDEGUER	SPA	DUCATI	349.5	348.3	348.3	348.3	347.2	348.1	349.5
42	Alex RINS	SPA	YAMAHA	348.3	345.0	343.9	343.9	342.8	344.5	348.3
20	Fabio QUARTARARO	FRA	YAMAHA	347.2	343.9	342.8	341.7	341.7	343.5	347.2
89	Jorge MARTIN	SPA	APRILIA	347.2	347.2	347.2	346.1	346.1	346.5	347.2
43	Jack MILLER	AUS	YAMAHA	346.1	343.9	343.9	341.7	341.7	343.0	346.1
25	Raul FERNANDEZ	SPA	APRILIA	345.0	345.0	345.0	345.0	345.0	345.0	345.0
47	Augusto FERNANDEZ	SPA	YAMAHA	345.0	345.0	343.9	343.9	343.9	344.3	345.0
7	Toprak RAZGATLIOGLU	TUR	YAMAHA	343.9	343.9	342.8	342.8	341.7	342.6	343.9

These data/results cannot be reproduced, stored and/or transmitted in whole or in part by any manner of electronic, mechanical, photocopying, recording, broadcasting or otherwise now known or herein after developed without the previous express consent by the copyright owner, except for reproduction in daily press and regular printed publications on sale to the public within 60 days of the event related to those data/results and always provided that copyright symbol appears together as follows below.

© MotoGP Sports Entertainment Group, 2026

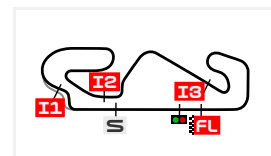
Official MotoGP Timing by www.motogp.com

Barcelona, Monday, May 18, 2026

CHRONOLOGICAL ANALYSIS OF PERFORMANCES

BARCELONA TEST

SESSION 1



Circuit de Barcelona-Catalunya 4657 m.

* Lap / Sector time cancelled
P Crossing the finish line in pit lane

T1 Time from finish line to 1st intermediate
T2 Time from 1st intermed. to 2nd intermed.

T3 Time from 2nd intermed. to 3rd intermed.
T4 Time from 3rd intermediate to finish line

Lap	Lap Time	T1	T2	T3	T4	Speed	Lap	Lap Time	T1	T2	T3	T4	Speed
1st	37	Pedro ACOSTA		Red Bull KTM Factory R		SPA							
		Runs=7	Total laps=28	Full laps=15	Valid laps=15								
1	24'36.719	P	18.241	36.528	20.591	34.350	220.8						
2	31'49.509		18.778	36.127	20.181	35.461	222.2						
3	1'46.851	P	18.654	34.950	20.210	33.037	299.1						
4	12'42.043		18.792	36.744	19.575	32.331	223.6						
5	1'41.001		17.000	33.204	19.064	31.733	349.5						
6	1'40.482		16.845	33.063	18.930	31.644	352.9						
7	1'40.167		16.602	32.989	18.954	31.622	351.7						
8	1'43.280	P	17.372 *	35.116	19.235	31.557	351.7						
9	26'04.827		19.227	36.103	19.464	32.192	214.7						
10	1'41.115		17.146	33.209	19.006	31.754	349.5						
11	1'40.414		16.644	32.954	19.072	31.744	349.5						
12	1'42.410		16.550	33.006	21.090	31.764	350.6						
13	1'39.826	P	16.600	32.983	18.972	31.271	349.5						
14	11'57.966		18.519	35.253	19.868	32.970	231.7						
15	1'41.157		16.789	33.417	19.158	31.793	351.7						
16	1'41.185		16.856	33.262	19.110	31.957	349.5						
17	1'40.795		16.576	33.145	19.123	31.951	348.3						
18	1'43.181	P	17.484 *	34.876	19.375	31.446	348.3						
19	19'42.119		17.963	35.138	19.384	31.792	235.2						
20	1'39.514		16.584	32.817	18.839	31.274	351.7						
21	1'39.144		16.407	32.662	18.744	31.331	351.7						
22	1'39.053		16.397	32.622	18.762	31.272	352.9						
23	1'41.164	P	16.388 *	34.132	19.259	31.385	355.2						
24	9'27.308		18.786	34.494	19.180	31.974	226.8						
25	1'39.684		16.513	32.466	19.222	31.483	351.7						
26	1'38.886		16.382	32.440	18.817	31.247	349.5						
27	1'38.767		16.292	32.474	18.811	31.190	350.6						
28	1'44.966	P	16.543 *	37.381	19.185	31.857	348.3						
3rd	23	Enea BASTIANINI		Red Bull KTM Tech3		ITA							
		Runs=5	Total laps=25	Full laps=15	Valid laps=14								
1	35'39.055		19.230	35.064	19.654	32.322	204.5						
2	1'40.906		16.997	33.241	19.057	31.611	351.7						
3	1'40.214		16.708	32.902	18.983	31.621	349.5						
4	1'41.548		16.670	32.974	19.937	31.967	349.5						
5	1'42.421	P	16.765	32.987	18.922	33.747	351.7						
6	12'00.935		19.559	34.219	19.047	32.527	210.1						
7	1'39.737		16.694	32.811	18.839	31.393	350.6						
8	1'39.211		16.514	32.660	18.776	31.261	348.3						
9	1'41.458		17.176	33.572	19.093	31.617	349.5						
10	1'39.538		16.649	32.672	18.852	31.365	349.5						
11	1'42.635	P	16.951	33.865	19.293	32.526	350.6						
12	42'31.811		19.118	34.682	19.319	31.727	204.1						
13	1'44.781	*	18.454 *	35.712	19.092	31.523	350.6						
14	1'38.884		16.481	32.538	18.821	31.044	350.6						
15	1'42.854	P	17.013 *	34.377	19.039	32.425	346.1						
16	25'01.647		20.646	35.549	19.345	32.020	191.4						
17	1'39.888		16.635	32.784	18.970	31.499	347.2						
18	1'39.594		16.586	32.694	18.868	31.446	348.3						
19	1'39.729		16.545	32.702	18.996	31.486	348.3						
20	1'42.951	P	16.938	34.213	19.744	32.056	348.3						
2nd	20	Fabio QUARTARARO		Monster Energy Yamaha		FRA							
		Runs=7	Total laps=30	Full laps=16	Valid laps=15								
1	20'28.571		19.812	35.320	19.624	32.616	211.7						
2	1'40.996		17.095	33.103	19.106	31.692	340.6						
3	1'40.456		16.773	32.920	19.079	31.684	341.7						
4	1'40.093		16.836	32.746	18.961	31.550	338.5						
5	1'44.702	P	16.988 *	35.552	19.853	32.309	340.6						
6	11'33.841		17.915	34.372	19.368	31.957	250.5						
7	1'39.452		16.809	32.549	18.814	31.280	339.6						
8	1'39.170		16.697	32.433	18.847	31.193	339.6						
9	1'44.003	P	16.986	34.816	20.153	32.048	339.6						
10	9'43.228		17.539	33.899	19.009	32.292	232.2						

Fastest Lap: Pedro ACOSTA	SPA	Red Bull KTM Factory Racing	1'38.767	16.292	32.474	18.811	31.190
----------------------------------	-----	-----------------------------	-----------------	--------	--------	--------	--------

These data/results cannot be reproduced, stored and/or transmitted in whole or in part by any manner of electronic, mechanical, photocopying, recording, broadcasting or otherwise now known or herein after developed without the previous express consent by the copyright owner, except for reproduction in daily press and regular printed publications on sale to the public within 60 days of the event related to those data/results and always provided that copyright symbol appears together as follows below.

© MotoGP Sports Entertainment Group, 2026

Official MotoGP Timing by

www.motogp.com

Barcelona, Monday, May 18, 2026

Session 1

MotoGP™

Lap	Lap Time	T1	T2	T3	T4	Speed	Lap	Lap Time	T1	T2	T3	T4	Speed
21	22'33.049	18.856	34.443	19.267	32.420	211.7	5	1'41.176	16.874	33.227	19.131	31.944	345.0
22	1'40.374	16.727	32.987	18.978	31.682	346.1	6	1'50.245 P	17.921 *	36.067	20.554	35.703	338.5
23	1'40.072	16.643	32.892	18.902	31.635	345.0	7	9'04.359	20.389	35.304	19.987	32.423	214.7
24	1'40.162	16.703	32.830	18.955	31.674	346.1	8	1'42.379	17.427	33.597	19.338	32.017	341.7
25	1'43.765 P	17.465 *	34.750	19.540	32.010	346.1	9	1'41.176	16.906	33.342	19.164	31.764	343.9

4th		12		Maverick VIÑALES		Red Bull KTM Tech3		SPA	
		Runs=9	Total laps=40	Full laps=23		Valid laps=23			
1	5'34.528	19.366	34.750	19.821	32.421	220.8			
2	1'41.726	17.060	33.381	19.266	32.019	348.3			
3	1'40.828	16.764	33.028	19.316	31.720	348.3			
4	1'40.343	16.711	32.944	19.046	31.642	347.2			
5	1'46.101 P	17.620	35.273	18.933	34.275	348.3			
6	11'58.189	18.838	34.021	19.275	32.103	225.4			
7	1'40.318	16.851	32.874	18.933	31.660	352.9			
8	1'39.861	16.608	32.682	19.009	31.562	350.6			
9	1'41.004	16.627	33.172	19.102	32.103	352.9			
10	1'40.545	16.826	33.011	19.027	31.681	352.9			
11	1'46.009 P	16.709	35.588	19.551	34.161	349.5			
12	15'00.232	20.469	34.572	19.496	33.139	208.8			
13	1'41.113	16.950	33.172	19.106	31.885	349.5			
14	1'40.772	16.860	32.991	19.186	31.735	348.3			
15	1'40.553	16.693	33.030	19.090	31.740	346.1			
16	1'44.336 P	17.763	34.063	19.294	33.216	350.6			
17	12'25.577	30.449	34.057	19.283	31.976	236.8			
18	1'40.646	16.759	33.031	19.118	31.738	343.9			
19	1'40.717	16.690	33.001	18.952	32.074	342.8			
20	1'41.658	17.346	33.281	19.168	31.863	346.1			
21	1'46.423 P	17.714	35.293	19.818	33.598	343.9			
22	11'15.103 P	18.449	34.022	20.683	32.998	222.6			
23	18'37.291	20.294	35.666	19.297	31.672	213.0			
24	1'39.380	16.757	32.562	18.817	31.244	350.6			
25	1'39.342	16.508	32.696	18.829	31.309	349.5			
26	1'44.396 P	16.516	35.868	19.590	32.422	352.9			
27	12'24.251	18.510	33.485	18.968	31.424	222.6			
28	1'38.957	16.528	32.436	18.766	31.227	349.5			
29	1'40.645	16.841	33.195	19.069	31.540	351.7			
30	1'39.655	16.513	32.606	18.970	31.566	351.7			
31	1'46.614 P	17.561	34.867	20.970	33.216	348.3			
32	22'31.077	19.040	33.865	19.189	33.403	213.0			
33	1'41.422	16.962	33.091	19.561	31.808	346.1			
34	1'40.480	16.748	32.893	18.963	31.876	348.3			
35	1'40.455	16.762	32.935	19.061	31.697	347.2			
36	1'50.485 P	16.963	33.085	19.077	41.360	339.6			
37	15'17.434	20.498	35.705	19.456	31.967	216.0			
38	1'42.136	16.890	33.111	19.511	32.624	346.1			
39	1'40.526	16.793	32.906	19.017	31.810	342.8			
40	2'55.400 P	16.674	54.796	40.741	1'03.189	343.9			

5th		25		Raul FERNANDEZ		Trackhouse MotoGP Te		SPA	
		Runs=7	Total laps=36	Full laps=22		Valid laps=22			
1	32'38.213	36.668	37.509	20.722	32.968	198.8			
2	1'42.982	17.588	33.892	19.507	31.995	335.4			
3	1'42.039	17.130	33.329	19.556	32.024	345.0			
4	1'41.595	16.846	33.456	19.327	31.966	343.9			

10	1'40.735	16.776	33.215	19.006	31.738	345.0			
11	1'52.034 P	17.957 *	35.823	20.997	37.257	338.5			
12	11'55.145	20.223	34.631	19.565	32.082	216.8			
13	1'40.782	16.890	33.077	19.281	31.534	345.0			
14	1'39.327	16.618	32.712	18.872	31.125	343.9			
15	1'39.335	16.507	32.698	18.899	31.231	345.0			
16	1'51.536 P	18.561	37.699	20.710	34.566	295.0			
17	31'30.268	20.356	35.235	20.519	32.699	215.1			
18	1'41.290	17.010	33.395	19.182	31.703	345.0			
19	1'40.237	16.707	32.968	18.989	31.573	342.8			
20	1'39.849	16.561	32.889	18.915	31.484	345.0			
21	1'48.766 P	17.304	35.239	20.503	35.720	340.6			
22	14'15.200	19.631	34.738	19.841	32.461	220.4			
23	1'42.141	17.243	33.621	19.371	31.906	340.6			
24	1'40.859	16.840	33.200	19.101	31.718	339.6			
25	1'40.264	16.707	32.999	19.008	31.550	340.6			
26	1'47.035 P	16.795	34.822	20.349	35.069	338.5			
27	15'35.526	19.762	35.358	20.271	32.740	222.6			
28	1'41.869	17.064	33.677	19.298	31.830	340.6			
29	1'41.458	16.819	33.284	19.155	32.200	340.6			
30	1'41.430	16.845	33.355	19.311	31.919	340.6			
31	1'48.652 P	18.222 *	35.296	20.615	34.519	340.6			
32	12'03.964	19.652	36.317	19.502	32.077	218.1			
33	1'40.387	16.875	33.049	19.018	31.445	341.7			
34	1'39.091	16.633	32.571	18.791	31.096	341.7			
35	1'39.007	16.450	32.582	18.763	31.212	341.7			
36	1'51.715 P	20.642	34.857	22.147	34.069	237.3			

6th		79		Ai OGIURA		Trackhouse MotoGP Te		JPN	
		Runs=10	Total laps=38	Full laps=20		Valid laps=20			
1	31'35.523	20.372	37.111	20.282	33.261	193.8			
2	1'58.391 P	17.536	38.479	20.867	41.509	346.1			
3	6'20.133	21.512	36.536	20.210	33.210	160.0			
4	1'44.056	17.547	34.347	19.620	32.542	348.3			
5	1'42.645	17.256	33.667	19.430	32.292	346.1			
6	1'42.363	17.171	33.709	19.395	32.088	346.1			
7	1'41.634	17.012	33.548	19.187	31.887	349.5			
8	1'57.037 P	17.654 *	40.346	21.864	37.173	346.1			
9	9'19.851	21.320	36.614	20.291	33.076	174.4			
10	1'42.967	17.311	34.099	19.461	32.096	345.0			
11	1'41.701	17.051	33.414	19.288	31.948	347.2			
12	1'41.447	16.894	33.399	19.283	31.871	351.7			
13	1'52.602 P	17.052	36.126	23.123	36.301	350.6			
14	13'43.632	20.814	36.233	19.798	32.432	173.0			
15	1'41.221	17.031	33.351	19.189	31.650	345.0			
16	1'40.287	16.822	32.917	19.037	31.511	347.2			
17	1'39.903	16.723	32.891	18.909	31.380	350.6			
18	1'55.537 P	16.727	39.078	22.451	37.281	348.3			
19	18'45.880	20.328	35.882	19.864	32.732	189.1			

Fastest Lap: Pedro ACOSTA SPA Red Bull KTM Factory Racing **1'38.767** 16.292 32.474 18.811 31.190

These data/results cannot be reproduced, stored and/or transmitted in whole or in part by any manner of electronic, mechanical, photocopying, recording, broadcasting or otherwise now known or herein after developed without the previous express consent by the copyright owner, except for reproduction in daily press and regular printed publications on sale to the public within 60 days of the event related to those data/results and always provided that copyright symbol appears together as follows below.

© MotoGP Sports Entertainment Group, 2026

Official MotoGP Timing by TISSOT

www.motogp.com

Barcelona, Monday, May 18, 2026



Session 1

MotoGP™

Lap	Lap Time	T1	T2	T3	T4	Speed
20	1'41.100	17.014	33.336	19.138	31.612	346.1
21	1'40.303	16.775	33.010	19.040	31.478	349.5
22	1'40.577	16.804	33.007	19.156	31.610	352.9
23	1'53.451 P	17.925	38.118	20.895	36.513	337.5
24	11'21.327	19.992	36.079	20.049	32.778	202.6
25	1'42.474	17.369	33.791	19.323	31.991	351.7
26	1'40.817	16.866	33.089	19.116	31.746	349.5
27	1'40.602	16.843	33.091	19.095	31.573	346.1
28	1'40.697	16.755	33.091	19.079	31.772	348.3
29	1'53.684 P	17.947 *	38.162	20.978	36.597	342.8
30	2'54.559 P	19.921	39.513	22.257	38.214	236.3
31	19'09.453	20.047	35.424	19.600	32.076	183.9
32	1'39.579	16.976	32.671	18.839	31.093	349.5
33	1'39.061	16.588	32.512	18.766	31.195	347.2
34	1'51.133 P	17.717	36.472	20.629	36.315	347.2
35	2'45.111 P	32.214	37.785	21.778	36.597	236.3
36	13'09.998	21.766	35.316	19.696	32.335	171.1
37	1'40.125	16.878	32.767	18.947	31.533	346.1
38	2'42.230 P	16.651	50.167	35.719	59.693	346.1

7th	54	Fermin ALDEGUER	BK8 Gresini Racing Mot	SPA		
Runs=9	Total laps=35	Full laps=20	Valid laps=19			
1	11'59.438	21.530	35.771	19.980	32.747	181.5
2	1'41.659	17.115	33.400	19.206	31.938	345.0
3	1'40.485	16.822	33.005	19.163	31.495	348.3
4	1'39.902	16.649	32.909	18.975	31.369	348.3
5	1'40.165	16.726	32.926	19.018	31.495	347.2
6	1'45.754 P	17.100 *	35.862	20.387	32.405	348.3
7	2'52.408 P	32.054	35.677	20.573	32.520	225.4
8	13'55.149	18.817	34.798	19.610	32.106	200.3
9	1'40.521	16.986	33.017	18.993	31.525	345.0
10	1'39.633	16.677	32.791	18.891	31.274	345.0
11	1'42.913	16.750	34.825	19.511	31.827	346.1
12	1'39.808	16.713	32.818	18.933	31.344	345.0
13	1'45.081 P	17.227 *	36.651	19.618	31.585	342.8
14	2'33.002 P	32.876	37.545	20.542	32.616	233.2
15	19'54.560	19.021	34.969	19.357	32.226	214.7
16	1'39.686	16.766	32.830	18.915	31.175	345.0
17	1'39.417	16.689	32.734	18.790	31.204	341.7
18	1'43.912	16.738	36.224	19.277	31.673	346.1
19	1'40.915 P	16.590	32.770	18.857	32.698	345.0
20	2'41.387 P	39.141	35.827	20.345	36.306	232.7
21	30'21.510	19.299	34.959	19.587	33.213	191.4
22	1'41.959 *	16.649 *	33.675	19.429	32.206	349.5
23	1'39.344	16.717	32.619	18.836	31.172	347.2
24	1'39.144	16.643	32.557	18.797	31.147	346.1
25	1'46.577 P	17.185 *	35.893	20.029	33.470	345.0
26	26'26.033	18.497	35.143	19.630	32.185	204.1
27	1'40.879	16.756	32.862	19.054	32.207	342.8
28	1'39.156	16.566	32.500	18.920	31.170	343.9
29	1'39.083	16.565	32.531	18.846	31.141	345.0
30	1'43.088 P	16.553	32.607	18.856	35.072	343.9
31	21'52.075	19.687	35.668	19.938	34.165	194.5
32	1'42.195	17.213	33.633	19.512	31.837	345.0

Lap	Lap Time	T1	T2	T3	T4	Speed
33	1'40.614	16.813	32.971	19.141	31.689	341.7
34	1'40.407	16.754	33.034	19.062	31.557	341.7
35	1'54.464 P	18.142 *	37.887	21.927	36.508	323.3

8th	21	Franco MORBIDELLI	Pertamina Enduro VR4	ITA		
Runs=8	Total laps=41	Full laps=25	Valid laps=25			
1	14'12.783	22.629	37.704	20.702	33.731	157.6
2	1'44.100	17.487	34.671	19.647	32.295	341.7
3	1'41.081	16.966	33.317	19.116	31.682	346.1
4	1'40.558	16.839	33.116	19.025	31.578	347.2
5	1'51.670 P	17.580	36.467	20.247	37.376	330.2
6	10'29.027	20.402	36.032	19.806	32.376	211.7
7	1'41.384	17.016	33.510	19.163	31.695	347.2
8	1'40.772	16.838	33.225	19.064	31.645	343.9
9	1'40.344	16.804	33.063	18.885	31.592	345.0
10	1'50.671 P	18.038	37.284	20.111	35.238	332.3
11	13'04.928	20.912	34.953	19.094	32.586	178.5
12	1'40.712	16.990	33.077	18.940	31.705	345.0
13	1'39.897	16.704	32.828	18.921	31.444	345.0
14	1'39.728	16.661	32.824	18.809	31.434	342.8
15	1'40.804	16.983	33.175	19.023	31.623	345.0
16	1'46.330 P	17.262	35.631	19.849	33.588	343.9
17	17'28.825	20.769	37.073	20.070	33.477	200.3
18	1'41.094	17.027	33.308	19.099	31.660	341.7
19	1'40.372	16.736	33.075	19.024	31.537	343.9
20	1'40.140	16.703	32.979	18.945	31.513	348.3
21	1'40.166	16.663	33.013	19.002	31.488	343.9
22	2'10.288 P	19.880	40.414	30.694	39.300	260.2
23	26'59.634	20.258	35.517	19.525	31.901	207.6
24	1'40.348	16.847	33.043	19.006	31.452	349.5
25	1'39.566	16.622	32.743	18.830	31.371	347.2
26	1'39.970	16.686	32.928	18.986	31.370	347.2
27	1'39.504	16.584	32.664	18.876	31.380	343.9
28	1'51.957 P	18.288	37.641	21.339	34.689	328.2
29	16'26.968	19.954	35.436	20.182	32.576	208.8
30	1'42.031	16.995	33.680	19.330	32.026	342.8
31	1'41.611	17.181	33.410	19.174	31.846	340.6
32	1'40.634	16.799	33.141	19.010	31.684	340.6
33	1'49.898 P	17.747	37.504	20.106	34.541	329.2
34	12'45.708	19.784	34.727	19.397	32.271	207.6
35	1'40.895	16.912	33.228	19.099	31.656	342.8
36	1'40.306	16.756	32.872	19.111	31.567	343.9
37	1'40.086	16.774	32.911	18.914	31.487	343.9
38	1'46.206 P	17.797	37.214	19.469	31.726	327.2
39	9'13.595	17.329	33.563	18.994	31.209	230.2
40	1'39.128	16.667	32.653	18.734	31.074	342.8
41	2'27.651 P	16.459	56.431	26.775	47.986	342.8

9th	11	Diogo MOREIRA	Pro Honda LCR	BRA		
Runs=8	Total laps=41	Full laps=25	Valid laps=25			
1	4'09.624	20.389	34.982	19.709	32.272	216.8
2	1'41.935	17.075	33.542	19.381	31.937	343.9
3	1'41.364	16.940	33.208	19.303	31.913	346.1
4	1'40.916	16.787	33.205	19.166	31.758	346.1
5	1'41.420	17.148	33.410	19.169	31.693	347.2

Fastest Lap: Pedro ACOSTA SPA Red Bull KTM Factory Racing **1'38.767** 16.292 32.474 18.811 31.190

These data/results cannot be reproduced, stored and/or transmitted in whole or in part by any manner of electronic, mechanical, photocopying, recording, broadcasting or otherwise now known or herein after developed without the previous express consent by the copyright owner, except for reproduction in daily press and regular printed publications on sale to the public within 60 days of the event related to those data/results and always provided that copyright symbol appears together as follows below.

© MotoGP Sports Entertainment Group, 2026

Official MotoGP Timing by TISSOT

www.motogp.com

Barcelona, Monday, May 18, 2026

Session 1

MotoGP™

Lap	Lap Time	T1	T2	T3	T4	Speed
6	1'40.352	16.747	33.004	19.034	31.567	346.1
7	1'44.007 P	16.956	34.469	19.766	32.816	347.2
8	9'44.377	19.900	33.886	19.268	31.916	212.1
9	1'40.976	16.964	33.191	19.150	31.671	346.1
10	1'40.626	16.749	33.123	19.082	31.672	349.5
11	1'40.392	16.672	33.119	19.070	31.531	350.6
12	1'40.330	16.701	33.051	18.983	31.595	346.1
13	1'44.586 P	17.181	34.553	19.579	33.273	343.9
14	17'16.668	18.629	33.544	19.207	31.688	225.9
15	1'39.884	16.736	32.778	18.913	31.457	349.5
16	1'39.424	16.586	32.716	18.754	31.368	346.1
17	1'40.192	16.634	32.972	18.990	31.596	348.3
18	1'42.462 P	16.900	33.479	19.242	32.841	343.9
19	20'20.248	20.064	33.910	19.340	31.969	217.7
20	1'40.796	16.935	33.087	19.078	31.696	343.9
21	1'40.673	16.722	33.190	19.130	31.631	342.8
22	1'40.298	16.716	32.883	19.065	31.634	347.2
23	1'44.207 P	17.188	34.291	19.669	33.059	341.7
24	23'36.762	19.844	33.906	19.466	32.169	217.7
25	1'41.440	16.903	33.293	19.222	32.022	347.2
26	1'41.480	16.828	33.356	19.310	31.986	345.0
27	1'41.054	16.781	33.264	19.200	31.809	346.1
28	1'40.850	16.730	33.159	19.162	31.799	347.2
29	1'43.565 P	17.001	33.934	19.679	32.951	341.7
30	11'02.117	18.350	33.640	19.178	31.735	229.7
31	1'40.785	16.752	32.769	19.391	31.873	346.1
32	1'39.254	16.491	32.567	18.876	31.320	346.1
33	1'41.338 P	16.707	33.043	19.278	32.310	341.7
34	19'09.112	19.853	33.879	19.305	31.960	214.7
35	1'40.968	16.957	33.066	19.077	31.868	341.7
36	1'40.461	16.706	32.986	19.042	31.727	340.6
37	1'40.417	16.684	32.905	19.050	31.778	339.6
38	1'43.085 P	16.743	33.198	19.467	33.677	339.6
39	9'21.701	19.055	34.209	19.552	32.335	219.5
40	1'42.104	17.045	33.621	19.356	32.082	338.5
41	1'43.550 P	17.018	33.449	19.205	33.878	340.6

10th	63	Francesco BAGNAIA	Ducati Lenovo Team	ITA		
		Runs=5	Total laps=23	Full laps=13 Valid laps=11		
1	40'58.650	20.858	36.261	20.052	32.657	216.4
2	1'42.076	17.166	33.715	19.259	31.936	348.3
3	1'43.591	16.863	34.927	19.888	31.913	351.7
4	1'40.208	16.591	33.061	19.008	31.548	351.7
5	1'47.262 P	16.877 *	36.983	20.236	33.166	350.6
6	26'03.448	20.310	35.872	19.588	31.988	221.7
7	1'41.044	16.784	33.299	19.206	31.755	352.9
8	1'39.671	16.617	32.892	18.941	31.221	350.6
9	1'39.319	16.503	32.770	18.823	31.223	350.6
10	1'48.278 P	17.627 *	36.889	19.947	33.815	350.6
11	37'15.213	21.344	35.789	19.702	32.049	210.9
12	1'40.087	16.664	33.038	18.993	31.392	352.9
13	1'39.441	16.510	32.777	18.853	31.301	352.9
14	1'42.470 *	16.721 *	35.029	19.128	31.592	352.9
15	1'46.039 P	17.147 *	35.141	19.245	34.506	354.0

Lap	Lap Time	T1	T2	T3	T4	Speed
16	28'12.768	20.429	36.022	19.696	32.839	210.9
17	1'45.264 *	19.388 *	34.536	19.273	32.067	348.3
18	1'42.944	16.753	33.219	19.206	33.766	348.3
19	1'46.119 P	16.753	33.139	19.065	37.162	350.6
20	12'46.796	19.143	34.565	19.372	32.178	225.4
21	1'41.098	16.792	33.342	19.091	31.873	350.6
22	1'40.509	16.667	33.172	19.030	31.640	350.6
23	1'50.816 P	17.246 *	38.746	21.637	33.187	350.6

11th	72	Marco BEZZECCHI	Aprilia Racing	ITA		
		Runs=8	Total laps=40	Full laps=25 Valid laps=25		
1	1'53.345	20.367	36.088	20.528	32.925	219.0
2	1'43.375	17.521	34.253	19.447	32.154	345.0
3	1'42.323	17.152	33.743	19.398	32.030	348.3
4	1'42.104	17.211	33.639	19.307	31.947	351.7
5	1'50.933 P	17.039	33.462	19.306	41.126	349.5
6	13'28.664	19.692	34.677	19.471	32.090	177.3
7	1'41.174	16.924	33.399	19.034	31.817	351.7
8	1'40.016	16.694	32.972	18.911	31.439	349.5
9	1'40.285	16.773	33.069	18.940	31.503	348.3
10	1'40.354	16.812	33.043	18.997	31.502	350.6
11	1'43.227 P	16.851	33.913	19.409	33.054	347.2
12	13'46.156	19.863	34.981	19.737	32.849	219.0
13	1'41.089	17.249	33.385	18.977	31.478	345.0
14	1'39.647	16.774	32.851	18.760	31.262	348.3
15	1'39.559	16.647	32.734	18.816	31.362	350.6
16	1'39.970	16.686	32.881	18.970	31.433	349.5
17	1'41.550 P	16.607	32.944	19.098	32.901	352.9
18	21'48.859 P	24.204	45.337	19.901	32.317	226.4
19	30'26.502	20.178	34.627	19.504	32.158	222.6
20	1'41.461	17.124	33.520	19.134	31.683	349.5
21	1'40.750	16.819	33.206	19.057	31.668	350.6
22	1'40.631	16.720	33.195	19.064	31.652	350.6
23	1'40.506	16.717	33.114	19.046	31.629	351.7
24	1'47.493 P	16.794	37.604	19.477	33.618	348.3
25	10'20.405	19.564	35.323	19.784	32.384	225.4
26	1'41.995	17.230	33.675	19.279	31.811	343.9
27	1'40.544	16.842	33.099	18.961	31.642	348.3
28	1'40.475	16.800	33.095	18.949	31.631	345.0
29	1'40.823	16.883	33.129	19.032	31.779	347.2
30	1'43.820 P	16.756	33.309	19.625	34.130	345.0
31	18'02.414	21.808	34.021	19.409	36.026	146.3
32	1'40.561	16.994	33.085	19.031	31.451	352.9
33	1'40.374	16.725	32.842	18.806	32.001	349.5
34	1'39.826	16.739	32.843	18.893	31.351	350.6
35	1'40.331	16.694	32.861	19.032	31.744	347.2
36	1'42.443 P	16.854	33.910	19.680	31.999	343.9
37	13'50.339	20.095	36.132	19.831	32.486	217.7
38	1'41.950	17.218	33.477	19.239	32.016	339.6
39	1'40.516	16.872	33.113	18.993	31.538	341.7
40	3'00.695 P	16.786	57.787	39.750	1'06.372	341.7

12th	33	Brad BINDER	Red Bull KTM Factory R	RSA		
		Runs=6	Total laps=28	Full laps=16 Valid laps=16		
1	8'58.252	22.346	36.464	20.073	32.532	150.6

Fastest Lap: Pedro ACOSTA SPA Red Bull KTM Factory Racing **1'38.767** 16.292 32.474 18.811 31.190

These data/results cannot be reproduced, stored and/or transmitted in whole or in part by any manner of electronic, mechanical, photocopying, recording, broadcasting or otherwise now known or herein after developed without the previous express consent by the copyright owner, except for reproduction in daily press and regular printed publications on sale to the public within 60 days of the event related to those data/results and always provided that copyright symbol appears together as follows below.

© MotoGP Sports Entertainment Group, 2026

Official MotoGP Timing by TISSOT

www.motogp.com

Barcelona, Monday, May 18, 2026

Session 1

MotoGP™

Lap	Lap Time	T1	T2	T3	T4	Speed
2	1'41.589	17.235	33.416	19.048	31.890	340.6
3	1'40.381	16.834	33.045	18.965	31.537	346.1
4	1'54.516 P	18.179 *	40.212	20.629	35.496	346.1
5	16'55.574	22.727	35.634	19.898	32.661	143.0
6	1'43.900	17.102	33.413	19.002	34.383	350.6
7	1'40.820	16.860	33.224	19.023	31.713	346.1
8	1'40.172	16.753	32.876	18.940	31.603	345.0
9	1'47.912 P	17.064	34.622	19.434	36.792	348.3
10	25'27.641	22.494	35.577	19.743	33.099	144.7
11	1'42.473	17.452	33.713	19.295	32.013	345.0
12	1'40.749	16.897	33.155	18.999	31.698	346.1
13	1'40.695	16.782	33.128	18.953	31.832	347.2
14	1'51.246 P	18.732 *	36.878	19.486	36.150	340.6
15	34'26.018	21.862	36.617	19.674	32.330	162.6
16	1'40.084	16.906	32.951	18.858	31.369	345.0
17	1'39.622	16.672	32.729	18.820	31.401	346.1
18	1'39.831	16.569	32.888	18.830	31.544	346.1
19	1'47.423 P	18.512 *	34.501	19.665	34.745	346.1
20	15'02.665	20.282	35.631	19.620	32.231	174.7
21	1'40.935	16.902	33.186	19.092	31.755	345.0
22	1'40.591	16.711	33.014	19.023	31.843	342.8
23	1'43.096 P	17.150	33.073	19.079	33.794	334.3
24	23'58.936	21.572	35.719	19.782	32.826	149.1
25	1'43.269	17.234	33.571	20.016	32.448	345.0
26	1'40.924	16.901	33.135	19.096	31.792	345.0
27	1'40.463	16.661	33.029	18.998	31.775	346.1
28	1'46.534 P	16.690	33.120	19.260	37.464	345.0

13th		42 Alex RINS		Monster Energy Yamaha SPA		
		Runs=7	Total laps=32	Full laps=18	Valid laps=18	
1	3'07.983	19.336	35.571	20.062	33.068	208.8
2	1'43.448	17.454	33.828	19.597	32.569	339.6
3	1'43.483	17.312	34.105	19.697	32.369	332.3
4	1'41.784	17.013	33.412	19.367	31.992	343.9
5	1'41.623	16.961	33.404	19.344	31.914	345.0
6	1'48.735 P	17.906 *	35.931	20.564	34.334	341.7
7	17'25.939	18.641	35.503	19.930	33.240	215.5
8	1'42.249	17.161	33.590	19.379	32.119	339.6
9	1'40.580	16.936	32.966	19.073	31.605	340.6
10	1'40.608	16.769	32.975	19.123	31.741	348.3
11	1'50.909 P	17.509 *	36.011	22.465	34.924	343.9
12	13'59.463	18.540	35.339	19.949	32.500	219.9
13	1'42.633	17.601	33.779	19.313	31.940	337.5
14	1'41.018	17.029	33.079	19.128	31.782	339.6
15	1'54.390 P	18.294 *	38.597	20.649	36.850	339.6
16	49'27.643	20.691	35.734	20.148	33.094	165.6
17	1'41.517	17.075	33.137	19.255	32.050	342.8
18	1'41.118	16.953	33.222	19.245	31.698	330.2
19	1'40.912	16.895	33.146	19.199	31.672	341.7
20	1'46.486 P	17.707 *	35.597	20.161	33.021	339.6
21	11'28.304	18.328	36.098	19.637	32.321	221.7
22	1'41.595	16.991	33.302	19.377	31.925	342.8
23	1'41.106	16.864	33.219	19.248	31.775	341.7
24	1'47.568 P	16.829 *	36.132	20.053	34.554	339.6

Lap	Lap Time	T1	T2	T3	T4	Speed
25	26'24.713	18.274	35.583	19.677	32.178	219.9
26	1'39.911	16.838	32.782	18.970	31.321	340.6
27	1'39.860	16.790	32.681	18.931	31.458	338.5
28	1'48.292 P	17.685 *	36.523	20.489	33.595	340.6
29	13'22.531	20.716	34.502	19.653	32.234	206.8
30	1'45.940	17.396	37.118	19.526	31.900	336.4
31	1'39.762	16.796	32.755	18.842	31.369	338.5
32	3'19.387 P	19.826 *	1'00.847	39.072	1'19.642	334.3

14th		10 Luca MARINI		Honda HRC Castrol ITA		
		Runs=10	Total laps=41	Full laps=21	Valid laps=21	
1	3'16.516	19.605	35.282	19.897	32.268	212.5
2	1'41.557	17.075	33.377	19.212	31.893	347.2
3	1'40.693	16.844	33.046	19.134	31.669	351.7
4	1'40.337	16.737	32.989	19.015	31.596	354.0
5	1'42.652 P	16.819 *	34.535	19.726	31.572	348.3
6	7'51.974	19.159	34.384	19.495	31.983	184.6
7	1'40.761	16.862	33.139	19.113	31.647	346.1
8	1'40.361	16.678	32.994	19.046	31.643	348.3
9	1'44.658 P	16.995 *	35.215	20.131	32.317	343.9
10	9'34.125	33.784	34.612	19.428	32.105	221.3
11	1'41.104	16.905	33.299	19.172	31.728	346.1
12	1'40.687	16.755	33.108	19.148	31.676	343.9
13	1'42.993 P	16.805	33.301	19.457	33.430	345.0
14	25'27.241	21.159	37.419	19.918	32.592	179.1
15	1'49.057 P	17.377	39.102	19.781	32.797	346.1
16	9'58.712	27.598	34.367	19.376	32.052	212.5
17	1'41.377	16.904	33.418	19.170	31.885	342.8
18	1'41.148	16.813	33.300	19.155	31.880	342.8
19	1'41.101	16.717	33.303	19.203	31.878	341.7
20	1'48.453 P	17.378 *	36.474	20.426	34.175	334.3
21	24'21.254	20.498	34.672	19.446	31.770	176.1
22	1'40.700	16.821	33.209	19.085	31.585	348.3
23	1'40.072	16.702	32.831	19.079	31.460	346.1
24	1'39.843	16.642	32.826	18.950	31.425	345.0
25	1'46.282 P	17.975 *	35.729	19.869	32.709	346.1
26	10'00.144	30.192	34.404	19.569	31.828	219.0
27	1'40.435	16.755	33.082	19.077	31.521	345.0
28	1'40.156	16.672	32.949	18.992	31.543	347.2
29	1'40.292	16.665	33.007	19.091	31.529	345.0
30	1'46.349 P	17.412 *	36.123	20.104	32.710	346.1
31	11'31.926	18.707	34.103	19.394	31.835	206.1
32	1'41.098	16.911	33.230	19.203	31.754	346.1
33	1'40.740	16.694	33.173	19.176	31.697	346.1
34	1'46.212 P	17.483	35.953	20.558	32.218	341.7
35	9'29.921	18.864	34.350	19.796	32.157	189.4
36	1'41.682	17.004	33.419	19.297	31.962	342.8
37	1'41.457	16.803	33.334	19.287	32.033	342.8
38	1'49.384 P	17.710 *	37.154	20.598	33.922	339.6
39	9'51.588	28.930	36.193	19.751	32.519	196.0
40	1'42.430	17.188	33.737	19.416	32.089	343.9
41	1'43.939 P	17.009	33.837	19.463	33.630	342.8

Fastest Lap: Pedro ACOSTA SPA Red Bull KTM Factory Racing **1'38.767** 16.292 32.474 18.811 31.190

These data/results cannot be reproduced, stored and/or transmitted in whole or in part by any manner of electronic, mechanical, photocopying, recording, broadcasting or otherwise now known or herein after developed without the previous express consent by the copyright owner, except for reproduction in daily press and regular printed publications on sale to the public within 60 days of the event related to those data/results and always provided that copyright symbol appears together as follows below.

© MotoGP Sports Entertainment Group, 2026

Official MotoGP Timing by TISSOT

www.motogp.com

Barcelona, Monday, May 18, 2026



Session 1

MotoGP™

Lap	Lap Time	T1	T2	T3	T4	Speed
15th	36	Joan MIR		Honda HRC Castrol		SPA
		Runs=8	Total laps=32	Full laps=16	Valid laps=15	
1	25'09.908	19.962	35.961	19.808	32.807	212.1
2	1'41.606	17.093	33.481	19.258	31.774	347.2
3	1'39.857	16.680	32.797	18.974	31.406	350.6
4	1'48.410 P	16.905 *	36.926	19.933	34.646	350.6
5	11'27.251	19.745	34.745	19.737	32.333	208.8
6	1'41.433	17.029	33.337	19.205	31.862	349.5
7	1'40.273	16.783	32.934	18.985	31.571	347.2
8	1'40.076	16.677	32.967	18.926	31.506	347.2
9	1'51.460 P	18.732 *	38.342	20.133	34.253	341.7
10	15'48.985	19.568	34.995	19.696	32.418	221.7
11	1'41.500	17.003	33.408	19.249	31.840	347.2
12	1'40.759	16.800	33.119	19.118	31.722	349.5
13	1'50.591 P	17.378 *	36.189	19.869	37.155	346.1
14	31'01.758	19.589	34.895	20.100	32.651	222.6
15	1'49.362 P	16.992	33.426	21.916	37.028	346.1
16	9'42.470	19.459	34.705	19.647	32.406	212.5
17	1'41.440	16.956	33.335	19.220	31.929	349.5
18	1'43.388 *	17.469 *	34.028	19.581	32.310	347.2
19	1'41.697	17.025	33.394	19.282	31.996	347.2
20	1'52.740 P	21.548 *	35.957	19.969	35.266	350.6
21	14'10.396	19.527	34.748	19.547	32.165	222.6
22	1'40.174	16.775	32.877	18.980	31.542	345.0
23	1'40.001	16.678	32.732	18.970	31.621	347.2
24	1'47.211 P	16.718	35.240	20.099	35.154	346.1
25	13'35.245	19.367	34.913	19.662	32.229	223.6
26	1'41.420	17.143	33.261	19.145	31.871	343.9
27	1'41.032	16.851	33.102	19.119	31.960	346.1
28	1'50.589 P	16.797	33.160	19.059	41.573	345.0
29	10'46.802	20.077	34.537	19.622	32.249	188.1
30	1'41.797	17.110	33.369	19.276	32.042	345.0
31	1'41.047	16.841	33.213	19.152	31.841	347.2
32	1'45.356 P	17.171	35.183	19.896	33.106	347.2

Lap	Lap Time	T1	T2	T3	T4	Speed
16th	43	Jack MILLER		Prima Pramac Yamaha		AUS
		Runs=6	Total laps=32	Full laps=20	Valid laps=20	
1	3'09.187	20.313	35.985	20.087	33.127	214.7
2	1'42.589	17.317	33.692	19.439	32.141	343.9
3	1'44.362	17.290	34.673	19.883	32.516	337.5
4	1'41.873	17.082	33.421	19.296	32.074	346.1
5	1'47.385 P	17.046	36.336	19.875	34.128	341.7
6	11'02.364	19.484	34.738	19.472	32.166	189.1
7	1'40.516	17.038	32.885	19.059	31.534	343.9
8	1'40.201	16.784	32.856	18.965	31.596	341.7
9	1'40.349	16.831	32.802	19.042	31.674	341.7
10	1'48.789 P	18.882 *	36.472	20.114	33.321	340.6
11	16'02.095	19.337	35.683	19.451	32.015	222.2
12	1'40.446	17.016	32.939	19.000	31.491	340.6
13	1'39.943	16.801	32.751	18.963	31.428	338.5
14	1'40.366	16.858	32.934	18.997	31.577	340.6
15	1'40.417	16.871	32.937	18.999	31.610	337.5
16	1'48.492 P	18.262 *	37.250	19.572	33.408	336.4
17	27'46.589	20.754	35.086	19.612	32.133	185.8

Lap	Lap Time	T1	T2	T3	T4	Speed
18	1'40.691	16.881	32.992	19.155	31.663	340.6
19	1'40.518	16.770	32.944	19.083	31.721	339.6
20	1'55.940 P	16.806	37.736	25.925	35.473	336.4
21	18'27.771	19.343	34.902	19.632	32.224	211.3
22	1'41.100	17.013	33.128	19.158	31.801	338.5
23	1'40.941	16.941	33.032	19.131	31.837	336.4
24	1'40.894	16.844	33.082	19.144	31.824	338.5
25	1'41.040	16.822	33.140	19.169	31.909	338.5
26	1'49.805 P	18.260 *	37.430	19.990	34.125	337.5
27	37'55.236	19.885	34.500	19.539	35.639	170.8
28	1'40.380	16.975	32.810	19.016	31.579	337.5
29	1'40.296	16.939	32.780	19.000	31.577	341.7
30	1'44.698	17.565	35.706	19.435	31.992	339.6
31	1'40.436	16.836	32.806	18.997	31.797	335.4
32	1'49.103 P	18.753 *	36.594	20.352	33.404	334.3

Lap	Lap Time	T1	T2	T3	T4	Speed
17th	89	Jorge MARTIN		Aprilia Racing		SPA
		Runs=3	Total laps=15	Full laps=10	Valid laps=10	
1	30'43.086	20.082	35.715	20.165	32.824	199.6
2	1'42.609	17.157	33.520	19.331	32.601	347.2
3	1'42.728	17.020	34.227	19.457	32.024	346.1
4	1'40.687	16.847	32.962	19.123	31.755	346.1
5	1'40.285	16.756	32.949	18.981	31.599	346.1
6	1'39.992	16.684	32.890	18.925	31.493	346.1
7	1'45.077 P	17.403	35.244	19.858	32.572	347.2
8	16'06.391	18.413	34.832	19.426	32.566	224.5
9	1'44.240	18.627	33.952	19.240	32.421	342.8
10	1'41.555	16.910	33.330	19.168	32.147	343.9
11	1'41.102	16.831	33.322	19.128	31.821	345.0
12	1'46.755 P	16.812	35.525	20.232	34.186	346.1
13	15'11.598	19.570	34.563	19.427	32.291	223.6
14	1'42.478	17.146	34.002	19.246	32.084	346.1
15	1'41.276	16.902	33.291	19.228	31.855	347.2
	unfinished	16.749	33.192			345.0

Lap	Lap Time	T1	T2	T3	T4	Speed
18th	47	Augusto FERNANDEZ		Yamaha Factory Racing		SPA
		Runs=7	Total laps=39	Full laps=25	Valid laps=25	
1	6'47.338	20.417	36.487	20.395	33.140	169.8
2	1'43.273	17.593	34.101	19.493	32.086	337.5
3	1'41.219	17.092	33.233	19.228	31.666	343.9
4	1'40.987	16.969	33.207	19.112	31.699	340.6
5	1'40.883	16.822	33.192	19.176	31.693	341.7
6	1'50.460 P	16.834	35.277	20.547	37.802	342.8
7	27'27.328	19.915	37.486	20.322	32.790	180.3
8	1'41.822	17.204	33.689	19.267	31.662	339.6
9	1'40.178	16.894	32.930	18.948	31.406	342.8
10	1'40.091	16.778	32.773	19.055	31.485	345.0
11	1'40.622	16.746	32.959	19.064	31.853	343.9
12	1'41.515	16.833	33.251	19.265	32.166	341.7
13	1'40.949	16.889	33.171	19.175	31.714	345.0
14	1'47.575 P	17.549 *	37.548	20.370	32.108	343.9
15	16'11.368	20.296	39.951	21.836	34.505	162.1
16	1'43.714	17.649	33.987	19.759	32.319	332.3
17	1'41.935	17.098	33.519	19.289	32.029	340.6
18	1'41.890	16.988	33.434	19.497	31.971	340.6

Fastest Lap: Pedro ACOSTA SPA Red Bull KTM Factory Racing **1'38.767** 16.292 32.474 18.811 31.190

These data/results cannot be reproduced, stored and/or transmitted in whole or in part by any manner of electronic, mechanical, photocopying, recording, broadcasting or otherwise now known or herein after developed without the previous express consent by the copyright owner, except for reproduction in daily press and regular printed publications on sale to the public within 60 days of the event related to those data/results and always provided that copyright symbol appears together as follows below.

© MotoGP Sports Entertainment Group, 2026

Official MotoGP Timing by TISSOT

www.motogp.com

Barcelona, Monday, May 18, 2026

Session 1

MotoGP™

Lap	Lap Time	T1	T2	T3	T4	Speed	Lap	Lap Time	T1	T2	T3	T4	Speed
19	1'41.288	16.809	33.278	19.172	32.029	342.8	31	1'40.888	16.869	33.197	19.138	31.684	338.5
20	1'43.927 P	16.872	33.581	20.372	33.102	339.6	32	1'40.707	16.807	33.170	19.022	31.708	339.6
21	30'37.933	20.056	36.472	20.068	32.992	173.0	33	1'45.685 P	17.440	35.452	19.873	32.920	337.5
22	1'42.958	17.135	33.712	19.582	32.529	339.6	34	13'25.540	19.358	35.597	20.151	33.026	229.7
23	1'41.344	16.928	33.242	19.244	31.930	340.6	35	1'44.227	17.251	34.997	19.856	32.123	335.4
24	1'43.207	16.978	33.375	20.008	32.846	339.6	36	1'40.788	16.854	32.824	19.117	31.993	336.4
25	1'41.877	17.007	33.475	19.492	31.903	341.7	37	1'40.089	16.789	32.823	18.934	31.543	337.5
26	1'43.950 P	16.965	33.479	19.386	34.120	339.6	38	1'40.052	16.755	32.902	18.920	31.475	337.5
27	16'48.359	18.905	38.301	19.593	31.672	188.4	39	1'46.101 P	16.826	36.149	20.374	32.752	337.5
28	1'40.502	17.018	32.972	19.027	31.485	341.7	40	13'10.270	20.752	35.968	21.721	34.195	143.4
29	1'40.024	16.761	32.724	19.037	31.502	340.6	41	1'44.011	16.912	34.834	19.604	32.661	340.6
30	1'47.785 P	17.517	36.330	21.864	32.074	339.6	42	1'40.280	16.919	32.835	18.915	31.611	337.5
31	7'50.870	18.735	36.215	19.785	32.416	199.6	43	1'45.694	16.921	35.347	20.745	32.681	335.4
32	1'41.210	17.151	33.290	19.173	31.596	337.5	44	1'40.331	16.870	32.942	18.930	31.589	334.3
33	1'40.300	16.731	32.983	19.040	31.546	337.5	45	1'45.326 P	16.722	36.062	20.288	32.254	336.4
34	1'40.516	16.776	32.969	19.035	31.736	338.5							
35	1'48.332 P	17.827 *	37.897	20.270	32.338	335.4							
36	15'29.292	20.008	38.389	20.092	32.749	182.4							
37	1'42.524	17.382	33.708	19.407	32.027	334.3							
38	1'41.322	16.967	33.249	19.224	31.882	337.5							
39	1'52.366 P	17.868	38.343	20.564	35.591	335.4							

19th **7** **Toprak RAZGATLIOGL** Prima Pramac Yamaha TUR
 Runs=7 Total laps=45 Full laps=31 Valid laps=31

1	14'45.070	20.584	35.401	20.086	32.532	187.8
2	1'41.461	16.984	33.420	19.308	31.749	342.8
3	1'40.963	16.859	33.146	19.238	31.720	341.7
4	1'43.092	16.854	33.136	20.760	32.342	343.9
5	1'41.068	16.910	33.262	19.156	31.740	340.6
6	1'46.188 P	17.320	35.459	19.883	33.526	342.8
7	15'44.298	17.579	37.095	21.378	33.161	232.7
8	1'46.285	17.399	35.931	20.335	32.620	338.5
9	1'43.199	17.250	34.236	19.565	32.148	337.5
10	1'42.015	16.835	33.125	19.063	32.992	337.5
11	1'40.849	17.005	33.064	19.122	31.658	340.6
12	1'40.651	16.917	33.020	19.089	31.625	337.5
13	1'40.493	16.888	33.031	19.010	31.564	337.5
14	1'40.589	16.835	33.082	18.994	31.678	338.5
15	1'45.565 P	17.317	35.629	20.171	32.448	340.6
16	12'06.545	19.721	35.648	20.632	32.935	193.5
17	1'43.873	17.367	34.711	19.612	32.183	337.5
18	1'42.263	17.054	33.735	19.525	31.949	337.5
19	1'40.072	16.816	32.873	18.965	31.418	338.5
20	1'40.151	16.825	32.890	18.995	31.441	339.6
21	1'40.055	16.697	32.899	18.963	31.496	339.6
22	1'41.023 P	16.851	32.869	18.881	32.422	340.6
23	26'34.055	18.772	35.429	20.172	32.908	227.3
24	1'42.305	17.258	33.669	19.363	32.015	337.5
25	1'41.016	16.974	33.211	19.162	31.669	335.4
26	1'40.730	16.917	33.020	19.069	31.724	343.9
27	1'43.156 P	16.921	33.224	19.300	33.711	341.7
28	3'38.159	20.881	35.216	20.973	33.509	167.9
29	1'41.517	16.982	33.198	19.117	32.220	341.7
30	1'40.824	16.850	33.158	19.127	31.689	339.6

Fastest Lap: Pedro ACOSTA SPA Red Bull KTM Factory Racing **1'38.767** 16.292 32.474 18.811 31.190

These data/results cannot be reproduced, stored and/or transmitted in whole or in part by any manner of electronic, mechanical, photocopying, recording, broadcasting or otherwise now known or herein after developed without the previous express consent by the copyright owner, except for reproduction in daily press and regular printed publications on sale to the public within 60 days of the event related to those data/results and always provided that copyright symbol appears together as follows below.

© MotoGP Sports Entertainment Group, 2026

Official MotoGP Timing by TISSOT

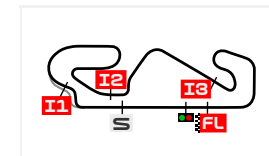
www.motogp.com

Barcelona, Monday, May 18, 2026

BEST PARTIAL TIMES

BARCELONA TEST

SESSION 1



Circuit de Barcelona-Catalunya#657 m.

IT Ideal Lap Time, sum of the best partial times

BT Best Lap Time

Pos	T1		T2		T3		T4		Pos	Rider	IT	BT	
	Rider	Time	Rider	Time	Rider	Time	Rider	Time					
1	P.ACOSTA	16.292	F.QUARTARARO	32.386	F.MORBIDELLI	18.734	E.BASTIANINI	31.044	1	P.ACOSTA	1'38.666	1'38.767	(1)
2	R.FERNANDEZ	16.450	M.VIÑALES	32.436	P.ACOSTA	18.744	F.MORBIDELLI	31.074	2	F.QUARTARARO	1'38.810	1'38.831	(2)
3	F.MORBIDELLI	16.459	P.ACOSTA	32.440	D.MOREIRA	18.754	F.QUARTARARO	31.076	3	E.BASTIANINI	1'38.839	1'38.884	(3)
4	E.BASTIANINI	16.481	F.ALDEGUER	32.500	M.BEZZECCHI	18.760	A.OGURA	31.093	4	R.FERNANDEZ	1'38.880	1'39.007	(5)
5	D.MOREIRA	16.491	A.OGURA	32.512	R.FERNANDEZ	18.763	R.FERNANDEZ	31.096	5	F.MORBIDELLI	1'38.920	1'39.128	(8)
6	F.BAGNAIA	16.503	E.BASTIANINI	32.538	F.QUARTARAR	18.765	F.ALDEGUER	31.141	6	M.VIÑALES	1'38.937	1'38.957	(4)
7	M.VIÑALES	16.508	D.MOREIRA	32.567	M.VIÑALES	18.766	P.ACOSTA	31.190	7	A.OGURA	1'38.959	1'39.061	(6)
8	F.ALDEGUER	16.553	R.FERNANDEZ	32.571	A.OGURA	18.766	F.BAGNAIA	31.221	8	F.ALDEGUER	1'38.984	1'39.083	(7)
9	B.BINDER	16.569	F.MORBIDELLI	32.653	E.BASTIANINI	18.776	M.VIÑALES	31.227	9	D.MOREIRA	1'39.132	1'39.254	(9)
10	F.QUARTARAR	16.583	A.RINS	32.681	F.ALDEGUER	18.790	M.BEZZECCHI	31.262	10	F.BAGNAIA	1'39.317	1'39.319	(10)
11	A.OGURA	16.588	A.FERNANDEZ	32.724	B.BINDER	18.820	D.MOREIRA	31.320	11	M.BEZZECCHI	1'39.363	1'39.559	(11)
12	M.BEZZECCHI	16.607	B.BINDER	32.729	F.BAGNAIA	18.823	A.RINS	31.321	12	B.BINDER	1'39.487	1'39.622	(12)
13	L.MARINI	16.642	J.MIR	32.732	A.RINS	18.842	B.BINDER	31.369	13	A.RINS	1'39.613	1'39.762	(13)
14	J.MIR	16.677	M.BEZZECCHI	32.734	T.RAZGATLIOG	18.881	J.MIR	31.406	14	J.MIR	1'39.741	1'39.857	(15)
15	J.MARTIN	16.684	J.MILLER	32.751	J.MARTIN	18.925	A.FERNANDEZ	31.406	15	A.FERNANDEZ	1'39.809	1'40.024	(18)
16	T.RAZGATLIOG	16.697	F.BAGNAIA	32.770	J.MIR	18.926	T.RAZGATLIOG	31.418	16	T.RAZGATLIOGLU	1'39.819	1'40.052	(19)
17	A.FERNANDEZ	16.731	T.RAZGATLIOG	32.823	A.FERNANDEZ	18.948	L.MARINI	31.425	17	L.MARINI	1'39.843	1'39.843	(14)
18	A.RINS	16.769	L.MARINI	32.826	L.MARINI	18.950	J.MILLER	31.428	18	J.MILLER	1'39.912	1'39.943	(16)
19	J.MILLER	16.770	J.MARTIN	32.890	J.MILLER	18.963	J.MARTIN	31.493	19	J.MARTIN	1'39.992	1'39.992	(17)

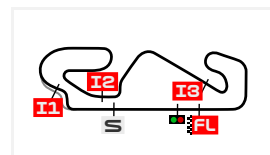
These data/results cannot be reproduced, stored and/or transmitted in whole or in part by any manner of electronic, mechanical, photocopying, recording, broadcasting or otherwise now known or herein after developed without the previous express consent by the copyright owner, except for reproduction in daily press and regular printed publications on sale to the public within 60 days of the event related to those data/results and always provided that copyright symbol appears together as follows below.

© MotoGP Sports Entertainment Group, 2026

FASTEST LAPS SEQUENCE

BARCELONA TEST

SESSION 1



Circuit de Barcelona-Catalunya 4657 m.

Practice Time	#	Rider	Nation	Motorcycle	Time	Km/h	Rider's Lap
3'36.720	72	Marco BEZZECCHI	ITA	APRILIA	1'43.375	162.1	2
4'51.776	43	Jack MILLER	AUS	YAMAHA	1'42.589	163.4	2
4'58.073	10	Luca MARINI	ITA	HONDA	1'41.557	165.0	2
6'38.766	10	Luca MARINI	ITA	HONDA	1'40.693	166.4	3
8'19.103	10	Luca MARINI	ITA	HONDA	1'40.337	167.0	4
17'01.484	54	Fermin ALDEGUER	SPA	DUCATI	1'39.902	167.8	4
27'41.894	12	Maverick VIÑALES	SPA	KTM	1'39.861	167.8	8
28'31.371	36	Joan MIR	SPA	HONDA	1'39.857	167.8	3
40'28.111	20	Fabio QUARTARARO	FRA	YAMAHA	1'39.452	168.5	7
42'07.281	20	Fabio QUARTARARO	FRA	YAMAHA	1'39.170	169.0	8
55'13.466	20	Fabio QUARTARARO	FRA	YAMAHA	1'38.954	169.4	11
56'52.297	20	Fabio QUARTARARO	FRA	YAMAHA	1'38.831	169.6	12
2:49'58.567	37	Pedro ACOSTA	SPA	KTM	1'38.767	169.7	27

These data/results cannot be reproduced, stored and/or transmitted in whole or in part by any manner of electronic, mechanical, photocopying, recording, broadcasting or otherwise now known or herein after developed without the previous express consent by the copyright owner, except for reproduction in daily press and regular printed publications on sale to the public within 60 days of the event related to those data/results and always provided that copyright symbol appears together as follows below.

© MotoGP Sports Entertainment Group, 2026

Official MotoGP Timing by www.motogp.com

Barcelona, Monday, May 18, 2026